

Cleo Coyle's Supernatural Sticky Wings

Recipe text and photos copyright (c) 2011
by Alice Alfonsi who writes **The Coffeehouse
Mysteries** as Cleo Coyle with her husband
Marc Cerasini

Makes 12 chicken wings
(*about 4 pounds*)

Ingredients for Marinade

12 chicken wings (*about 4 pounds*)
5 cloves garlic, chopped
½ cup maple syrup
¼ cup cider vinegar
1 tablespoon Dijon mustard
1 tablespoon honey
1/8 teaspoon white pepper
1/8 teaspoon Kosher or sea salt

Ingredients for Glaze (to baste during cooking)

Makes 1/3 cup glaze (enough to baste 12 wings)

¼ cup maple syrup
¼ cup light brown sugar
2 tablespoons honey
1 tablespoon butter
½ teaspoon Kosher or sea salt
¼ teaspoon ground cumin
¼ teaspoon ground ginger
1 teaspoon fresh squeezed lemon juice
½ teaspoon Worcestershire sauce

See 2 tasty wing variations at the end of this recipe.

Step 1—Make Marinade:

Smash garlic and chop. Throw into a bowl with maple syrup, cider vinegar, Dijon mustard, honey, pepper, and salt. Whisk until thoroughly blended. Wash chicken wings, pat dry, and cut off the tips. Place wings in a re-sealable plastic bag or container. Pour marinade over wings, toss to thoroughly coat, and marinate for at least 4 hours or overnight.



Step 2—Make glaze:

First preheat oven to 350° F. While oven is warming up, make the maple glaze. Combine all the glaze ingredients in a small saucepan, over low heat. Simmer, stirring continually for 3 to 5 minutes, until mixture thickens and becomes syrupy. Test by dipping a spoon into the glaze. When it easily coats the back of the spoon, it's ready.

Step 3—Oven Roast (or grill):

To cut down on the clean up, line a shallow pan with aluminum foil. Place a rack over the pan and coat the rack with nonstick spray. Remove wings from marinade and discard the excess liquid. Place wings on the rack and roast. Total cooking time is 80 minutes. After the first 30 minutes, turn over each wing and brush liberally with the glaze. Cook another 15 minutes. Flip the wings and baste a second time. Cook for another 15 minutes. Baste for a third time and cook a final 15 – 20 minutes. (Be patient with the cooking time and do not increase the oven temperature to speed up the process or you'll likely scorch the sugar in the glaze.)





Variation 1—South Carolina-style Mustard BBQ:

Use the same Marinade recipe, but in the Glaze recipe replace 1 tablespoon of the honey with 1 tablespoon Dijon mustard.

Variation 2—Sweet-Hot:

Use the same Marinade recipe, but in the Glaze recipe add ¼ teaspoon cayenne pepper and...

Eat with joy! ~ Cleo



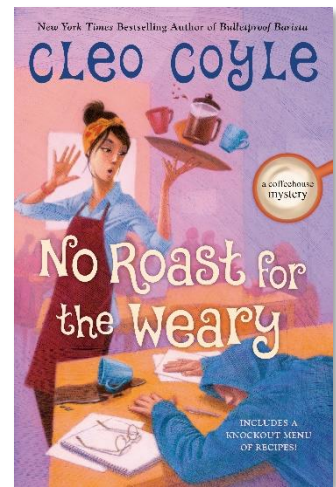
The [Coffeehouse Mysteries](#) are bestselling culinary mysteries, set in a landmark Greenwich Village coffeehouse. Each includes the added bonus of recipes.

To learn more and see more recipes, visit Cleo Coyle's online coffeehouse at

www.CoffeehouseMystery.com

And her recipe blog at

www.CleoCoyleRecipes.com



[Honey Roasted](#)

"A honey of a tale" ~ Kirkus *"Wildly entertaining" ~ Criminal Element*
Free Recipe Guide [here.](#) Free Recipe Guide [here.](#)

[Bulletproof Barista](#)

NEW! > [No Roast for the Weary](#)

"A Joy to Read" ~ Fresh Fiction
Free Recipe Guide [here.](#)